



**P.MURALI & CO.,**

CHARTERED ACCOUNTANTS  
6-3-655/2/3, SOMAJIGUDA,  
HYDERABAD - 500 082. INDIA

Tel. : (91-40) 2332 6666, 2331 2554  
2339 3967, 2332 1470

Fax : (91-40) 2339 2474

E-mail : pmurali.co@gmail.com  
info@pmurali.com

Website : www.p murali.com

**Independent Auditor's Review Report On consolidated unaudited quarterly financial results of the Company for the quarter and nine months ended 31<sup>st</sup> December, 2021, Pursuant to the Regulation 33 of the SEBI (Listing Obligations and Disclosure Requirements) Regulations, 2015**

To  
The Board of Directors,  
Aban Offshore Limited,  
113 'Janapriya Crest,  
Pantheon Road,  
Egmore,  
Chennai-600008  
Tamilnadu  
India.

1. We have reviewed the accompanying statement of consolidated unaudited financial results of Aban Offshore Limited ("the Holding company") and its subsidiaries (the Holding company and its subsidiaries together referred to as "the Group") for the quarter and nine months ended 31<sup>st</sup> December, 2021 ("the Statement"), being submitted by "the Holding company" pursuant to the requirement of Regulation 33 of the SEBI (Listing Obligations and Disclosure Requirements) Regulations, 2015, as amended. Attention is drawn to the fact that the consolidated figures for the corresponding quarter ended 31<sup>st</sup> December, 2020, as reported in these financial results have been approved by the Holding Company's Board of Directors.

2. This Statement, which is the responsibility of the Holding company's Management and approved by the Holding company's Board of Directors, has been prepared in accordance with the recognition and measurement principles laid down in Indian Accounting Standard 34 "Interim Financial Reporting" ("Ind AS 34"), prescribed under Section 133 of the Companies Act, 2013, and other accounting principles generally accepted in India. Our responsibility is to express a conclusion on "the Statement" based on our review.

3. We conducted our review of "the Statement" in accordance with the Standard on Review Engagements (SRE) 2410 "Review of Interim Financial Information Performed by the Independent Auditor of the Entity", issued by the Institute of Chartered Accountants of India. A review of interim financial information consists of making inquiries, primarily of persons responsible for financial and accounting matters, and applying analytical and other review procedures. A review is substantially less in scope than an audit conducted in accordance with Standards on Auditing and consequently does not enable us to obtain assurance that we would become aware of all significant matters that might be identified in an audit. Accordingly, we do not express an audit opinion.





**P.MURALI & CO.,**

CHARTERED ACCOUNTANTS  
6-3-655/2/3, SOMAJIGUDA,  
HYDERABAD - 500 082. INDIA

Tel. : (91-40) 2332 6666, 2331 2554  
2339 3967, 2332 1470

Fax : (91-40) 2339 2474

E-mail : pmurali.co@gmail.com  
info@pmurali.com

Website : www.pmurali.com

We also performed procedures in accordance with the Circular issued by the Securities and Exchange board of India under Regulation 33(8) of the SEBI (Listing Obligations and Disclosure Requirements) Regulations, 2015, as amended, to the extent applicable

4. "The Statement" includes the results of the following entities:

- (a) Aban Holdings Pte Ltd, Singapore - Wholly owned Foreign subsidiary (includes its subsidiary corporations)
- (b) Aban Energies Ltd, India - Wholly owned Indian subsidiary

#### 5. Disclaimer Conclusion

Our review of the accompanying statements of unaudited financial results of "the Group" indicates that, because of the significance of the matters described in the Basis for Disclaimer Conclusion section of our report, we are unable to conclude as to whether the preparation of the accompanying interim financial information of "the Group" is appropriate.

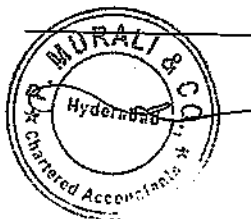
#### Basis for Disclaimer Conclusion:

- (a) In case of wholly owned foreign subsidiary of the company "Aban Holdings Pte Ltd, Singapore and its subsidiary corporations" whose financial information have been reviewed by other auditors "Nexia TS Public Accounting Corporation, Public accountants and Chartered Accountants, Singapore" have expressed disclaimer conclusion on these Interim financial information for the financial period from 1<sup>st</sup> April, 2021 To 31<sup>st</sup> December, 2021, which is reproduced below:

#### *"Basis for Disclaimer Conclusion*

#### *Going concern*

*In preparing this condensed interim financial information, the Board of Directors have considered the operations of the Group as going concerns notwithstanding that the Group incurred a net loss of US\$104,906,000 (31 December 2020: US\$88,152,000) for the nine-months period then ended and as at 31 December 2021, the Group is in net current liabilities position and net liabilities position of US\$2,682,280,000 and US\$2,316,401,000 (31 March 2021: US\$2,625,750,000 and US\$2,211,495,000) respectively.*





## **P.MURALI & CO.,**

CHARTERED ACCOUNTANTS  
6-3-655/2/3, SOMAJIGUDA,  
HYDERABAD - 500 082, INDIA

Tel. : (91-40) 2332 6666, 2331 2554  
2339 3967, 2332 1470  
Fax : (91-40) 2339 2474  
E-mail : pmurali.co@gmail.com  
info@pmurali.com  
Website : www.pmurali.com

*The carrying amount of the Group's rigs amounting to US\$319,690,000 (31 March 2021: US\$368,520,000) have been pledged as security for the borrowings of the Group. An impairment loss on the rigs and inventory write-down totaling to US\$3,774,000 (31 March 2021: US\$79,598,000) was made during the financial period ended 31 December 2021.*

*The Group had a bond of US\$9,313,000 (31 March 2021: US\$9,313,000) which is secured by a first priority mortgage on a rig owned by a subsidiary corporation of the Company, a pledge over 100% of the shares in a subsidiary corporation of the Company, assignment of insurances, corporate guarantee of a subsidiary corporation of the Company, and a charge over bank accounts to be maintained by the borrower in respect of the rig. The bond is due in 21 June 2022. In addition, the Group has defaulted on payment of their borrowings which have fallen due and have breached the covenants of their borrowings which give the lenders the right to demand the related borrowings be due and payable immediately. The lenders have issued recall notices to the Group. Management had reclassified these borrowings of the Group, with original repayment terms beyond 12 months from the balance sheet date as current liabilities. As of the date of this report, the Group is in discussions with its lenders to obtain approval for and implementation of an appropriate debt resolution plan.*

*The above conditions indicate the existence of material uncertainties which may cast significant doubt on the Group's ability to continue as going concern. Nevertheless, the Board of Director believes that the use of the going concern assumption on the preparation of the condensed interim financial information of the Group for the for the nine-months period then ended is still appropriate after taking into consideration of the above actions and measures.*

*The ability of the Group to continue in operational existence in the foreseeable future and to meet their financial obligations as and when they fall due are dependent on the actions and measures undertaken as disclosed above and it is uncertain whether the Group will raise further funds through any fund raising exercises. Therefore, we were unable to satisfy ourselves by alternative means to obtain sufficient audit evidence to be able to form an opinion as to whether the going concern basis of preparation of the accompanying condensed interim financial information of the Group is appropriate.*

*If the Group is unable to continue in operational existence in the foreseeable future, the Group may be unable to discharge their liabilities in the normal course of business and adjustments may have to be made to reflect the situation that assets, in particularly the rigs of the Group, may need to be realised other than in the normal course of business and at amounts which could differ significantly from the amounts at which they are currently recorded in the condensed consolidated balance sheet. In addition, the Group may have to reclassify non-current assets and liabilities to current assets and liabilities respectively. The condensed interim financial information does not include any adjustment which may arise from these uncertainties.*





**P.MURALI & CO.,**

CHARTERED ACCOUNTANTS  
6-3-655/2/3, SOMAJIGUDA,  
HYDERABAD - 500 082. INDIA

Tel. : (91-40) 2332 6666, 2331 2554  
2339 3967, 2332 1470

Fax : (91-40) 2339 2474

E-mail : pmurali.co@gmail.com  
info@pmurali.com

Website : www.pmurali.com

*Disclaimer Conclusion*

*Our review indicates that, because of the matters as described in the Basis for Disclaimer Conclusion, we are unable to conclude as to whether the preparation of the accompanying condensed interim financial information of the Group is appropriate."*

The above Disclaimer conclusion indicating the existence of material uncertainties which may cast a significant doubt on the ability to continue as a going concern of the subsidiary "Aban Holdings Pte Ltd and its Subsidiary Corporations" which is material to the Group, also cast a significant doubt on the ability of "the Group" to continue as a going concern and on the appropriateness of the preparation of accompanying financial information of "the Group" as a going concern.

6. We refer to "material uncertainty related to Going Concern" and "Disclosure regarding notice under SARFAESI Act,2002" in Independent Auditor's Limited review report on Standalone unaudited financial results for the Quarter and nine months ended 31<sup>st</sup> December, 2021 which is reproduced below:

*"Material uncertainty relating to Going Concern:*

*"The Company" has accumulated losses on account of which the net worth is eroded and also, current liabilities exceeded current assets and the company has defaulted in respect of instalments and payment of interest on term loans, these indicate that material uncertainty exists that may cast a significant doubt on the company's ability to continue as a going concern. However, the Management believes that the use of the going concern assumption on the preparation of the financials of "the Company" is still appropriate in view of its continuing discussions with its lenders to obtain approval for and implementation of an appropriate debt resolution plan, and that "the Company" will continue to be in operation in the foreseeable future.*

*Our conclusion is not modified in respect of this matter.*

Disclosure regarding notice under SARFAESI Act, 2002

As per information and explanation given by the management that "on 8<sup>th</sup> July 2021, one of the lender banks has served symbolic possession notice under the SARFAESI Act,2002 in respect of windmill lands belonging to the Company situated in Tirunelveli district and the Company is seeking legal recourse in the matter."

*Our conclusion is not modified in respect of this matter."*





**P.MURALI & CO.,**

CHARTERED ACCOUNTANTS  
6-3-655/2/3, SOMAJIGUDA,  
HYDERABAD - 500 082. INDIA

Tel. : (91-40) 2332 6666, 2331 2554  
2339 3967, 2332 1470

Fax : (91-40) 2339 2474.

E-mail : pmurali.co@gmail.com  
info@pmurali.com

Website : www.pmurali.com

#### 7. Emphasis of matter Paragraph

During the Quarter, an Impairment Loss of Rs.28,01,68,890/- is charged to Consolidated Statement of Comprehensive Income on account of reclassification of 2 Jack-up rigs and a Drillship as Non-Current Assets held for sale in respect of subsidiary Aban Holdings Pte. Ltd. One of such jack-up rig has been subsequently sold during the quarter.

*Our conclusion is not modified in respect of this matter.*

#### 8. Other Matter Paragraph

We did not review the interim financial statements/financial information/ financial results of "Aban Holdings Pte Ltd, Singapore and it's subsidiary corporations" included in the consolidated unaudited financial results of "the group", whose interim financial statements/financial information/ financial results reflect total revenue of Rs.1,370.19 Million and Rs.5,152.09 Million and total comprehensive loss of Rs.3,084.41 Million and Rs.7,788.65 Million for the Quarter and nine months ended 31<sup>st</sup> December, 2021 respectively.

These interim financial statements/financial information/ financial results have been reviewed by other auditors whose reports have been furnished to us by the management and our conclusion on "the statement", in so far as it relates to the amounts and disclosures included in respect of "Aban Holdings Pte Ltd and it's subsidiary corporations", is based solely on the report of the other auditors and the procedures performed by us as stated in paragraph 3 above.

*Our conclusion is not modified in respect of this matter.*

The consolidated unaudited financial results include the interim financial results of Aban Energies Limited, Chennai, India, an Indian subsidiary which reflects the total revenue of Rs.3.20 Million and Rs.9.6 Million and total comprehensive loss of Rs.5.84 Million and Rs.12.69 Million for the Quarter and nine months ended 31<sup>st</sup> December, 2021 which are certified by the management. According to the information and explanations given to us by the management, these interim financial results are not material to "the Group".

*Our conclusion is not modified in respect of this matter.*

For P. Murali & Co.  
Chartered Accountants  
FRN: 007257

  
A. Krishna Rao  
Partner  
M.No. 020085  
UDIN: 22020085AA YXSW5652

Place: Hyderabad  
Date: 09-02-2022


# Aban Offshore Limited




STATEMENT OF UNAUDITED CONSOLIDATED RESULTS  
FOR THE QUARTER AND NINE MONTHS ENDED 31ST DECEMBER 2021

Rs. Millions

PARTICULARS	QUARTER ENDED 31.12.2021 (UNAUDITED)	QUARTER ENDED 30.09.2021 (UNAUDITED)	QUARTER ENDED 31.12.2020 (UNAUDITED)	NINE MONTHS ENDED 31.12.2021 (UNAUDITED)	NINE MONTHS ENDED 31.12.2020 (UNAUDITED)	YEAR ENDED 31.03.2021 (AUDITED)
<b>1. INCOME</b>						
(i) INCOME FROM OPERATIONS	1,365.77	1,402.84	2,143.67	4,700.14	6,048.83	10,694.69
(ii) OTHER INCOME	21.23	34.12	16.40	64.79	275.91	2,235.75
<b>TOTAL INCOME</b>	<b>1,387.00</b>	<b>1,436.96</b>	<b>2,159.97</b>	<b>4,764.93</b>	<b>6,324.74</b>	<b>12,930.44</b>
<b>2. EXPENSES</b>						
COST OF MATERIALS CONSUMED	143.45	204.61	406.24	554.98	1,134.74	1,679.04
EMPLOYEE BENEFITS EXPENSE	363.04	399.84	552.24	1,206.75	1,814.23	2,325.00
FINANCE COSTS	2,785.06	2,765.23	2,755.13	8,280.84	8,400.25	11,057.10
DEPRECIATION AND AMORTISATION EXPENSES	363.03	375.54	483.89	1,109.28	1,477.99	1,949.90
IMPAIRMENT LOSS OF RECEIVABLES						5,531.09
IMPAIRMENT LOSS OF PROPERTY, PLANT AND EQUIPMENT	280.17			280.17		5,870.20
INVENTORY WRITE-DOWN						1,199.44
OTHER EXPENDITURE	597.42	699.82	712.23	1,935.64	2,373.31	3,577.71
<b>TOTAL EXPENSES</b>	<b>4,532.17</b>	<b>4,344.84</b>	<b>4,910.73</b>	<b>13,367.78</b>	<b>15,200.52</b>	<b>33,188.47</b>
<b>3. LOSS FROM ORDINARY ACTIVITIES BEFORE EXCEPTIONAL ITEMS (1-2)</b>	<b>(3,145.17)</b>	<b>(2,907.88)</b>	<b>(2,750.76)</b>	<b>(8,602.83)</b>	<b>(6,875.78)</b>	<b>(20,258.03)</b>
<b>4. EXCEPTIONAL ITEMS</b>		442.31		541.13		332.64
<b>5. LOSS FROM ORDINARY ACTIVITIES BEFORE TAX (3+4)</b>	<b>(3,145.17)</b>	<b>(2,465.57)</b>	<b>(2,750.76)</b>	<b>(8,061.70)</b>	<b>(6,875.78)</b>	<b>(19,925.39)</b>
<b>6. TAX EXPENSES</b>						
-CURRENT TAX	99.63	(10.96)	42.11	172.46	(23.72)	30.31
-DEFERRED TAX (NET)	24.55	24.14	18.86	72.39	45.88	(227.32)
<b>7. NET LOSS FROM ORDINARY ACTIVITIES AFTER TAX (5-6)</b>	<b>(3,269.35)</b>	<b>(2,476.75)</b>	<b>(2,811.73)</b>	<b>(8,306.55)</b>	<b>(6,897.92)</b>	<b>(19,728.39)</b>
<b>8. EXTRAORDINARY ITEMS (NET OF TAX EXPENSE)</b>						
<b>9. NET LOSS FOR THE PERIOD (7-8)</b>	<b>(3,269.35)</b>	<b>(2,476.75)</b>	<b>(2,811.73)</b>	<b>(8,306.55)</b>	<b>(6,897.92)</b>	<b>(19,728.39)</b>
<b>10. SHARE OF PROFIT/(LOSS) OF ASSOCIATE</b>	(2.75)	(1.92)	(3.42)	(10.42)	4.32	3.08
<b>11. NON CONTROLLING INTERESTS</b>						
<b>12. NET LOSS AFTER NON CONTROLLING INTEREST AND SHARE OF PROFIT OF ASSOCIATE (9+10-11)</b>	<b>(3,272.10)</b>	<b>(2,480.67)</b>	<b>(2,815.15)</b>	<b>(8,316.97)</b>	<b>(6,893.60)</b>	<b>(19,725.30)</b>
<b>13. OTHER COMPREHENSIVE INCOME (NET OF TAX)</b>	(179.14)	193.66	1,383.74	(2,075.18)	5,637.94	4,704.74
<b>14. TOTAL COMPREHENSIVE INCOME FOR THE PERIOD (12+13)</b>	<b>(3,451.24)</b>	<b>(2,287.01)</b>	<b>(1,431.41)</b>	<b>(10,392.15)</b>	<b>(1,255.66)</b>	<b>(15,020.57)</b>
<b>15. PAID UP EQUITY SHARE CAPITAL (Equity Share of Rs.2/-each)</b>	116.73	116.73	116.73	116.73	116.73	116.73
<b>16. Net worth</b>						(185,314.00)
<b>17. Reserves excluding Revaluation Reserves</b>						(168,344.20)
<b>18 (i) Earning per share (before extraordinary items) (of Rs. 2/- each) (not annualised)</b>						
(a) Basic	(56.07)	(42.51)	(48.24)	(142.51)	(118.12)	(337.99)
(b) Diluted	(56.07)	(42.51)	(48.24)	(142.51)	(118.12)	(337.99)
<b>(ii) Earning per share (after extraordinary items) (of Rs. 2/- each) (not annualised)</b>						
(a) Basic	(56.07)	(42.51)	(48.24)	(142.51)	(118.12)	(337.99)
(b) Diluted	(56.07)	(42.51)	(48.24)	(142.51)	(118.12)	(337.99)



Regd. Office : Janpriya Crest, 113, Pantheon Road, Egmore, Chennai - 600 008  
CIN : L01119TN1986PLC013473 Phone : (91) (44) 49060606 Fax : (91) (44) 28195522  
e-mail : abanoffshore@aban.com website : www.abanoffshore.com



IADC

## Consolidated


## Notes

- I. The financial results were reviewed by the Audit Committee and then approved at the meeting of the Board of Directors of the Company held on 9<sup>th</sup> February 2022. The limited review of the financial results for the Quarter ended 31<sup>st</sup> December 2021 has been carried out by the Statutory Auditors of the Company.
- II. The above consolidated financial results have been prepared in accordance with the recognition and measurement principles laid down in the Ind AS 34 - Interim Financial Reporting prescribed under Section 133 of the Companies Act, 2013 read with the relevant rules issued thereunder and the other accounting principles generally accepted in India.
- III. The Company is engaged primarily in the business of Offshore Drilling Services. The Wind Energy Division of the Company does not meet the quantitative threshold as per IND AS 108. According there is no requirement of segment reporting as per the said Accounting Standard.
- IV. Impairment loss on Property Plant and Equipment includes loss on account of reclassification of 2 jack-up rigs and a drillship as Non-current assets held for sale in respect of the wholly owned foreign subsidiary. One of such jack up rigs is subsequently sold during the quarter.
- V. The figures for the previous period have been regrouped wherever necessary.
- VI. Information pursuant to Regulation 52(4) and 52(6) of the Listing Regulations are given in Annexure –A.
- VII. The standalone financial results are as under:

Particulars	Quarter ended	Quarter ended	Quarter ended	Nine Months Ended	Nine Months Ended	Year ended
	31.12.2021	30.09.2021	31.12.2020	31.12.2021	31.12.2020	31.03.2021
	(Unaudited)	(Unaudited)	(Unaudited)	(Unaudited)	(Unaudited)	(Audited)
	Rs. Mio	Rs. Mio	Rs. Mio	Rs. Mio	Rs. Mio	Rs. Mio
Total Income	227.90	232.20	117.94	604.46	1,527.23	1,890.41
Profit before tax	(161.33)	(168.41)	(434.20)	(463.72)	(260.85)	(2,540.34)
Total comprehensive income for the period	(185.88)	(183.55)	(449.56)	(536.11)	(320.20)	(2,320.44)

- VIII. The figures for the previous period have been regrouped wherever necessary.

For and on behalf of the Board



Reji Abraham  
Managing Director

Place: Chennai

Date: 9<sup>th</sup> February 2022

## Annexure - A

VI Pursuant to the requirements of SEBI circular dt 22nd Oct 2019, the Company has listed commercial papers on a recognised stock exchange Additional information pursuant to Regulation 52(4) of Securities and Exchange Board of India (Listing Obligation and Disclosure Requirements) Regulations, 2015 as amended based on Standalone financial results as at and for the quarter and nine months ended 31 December 2021

Particulars	Quarter Ended			Nine Months Ended		Year Ended
	31-Dec-21	30-Sep-21	31-Dec-20	31-Dec-21	31-Dec-20	31-Mar-21
Net Debt to Equity (No. of times)	(1.04)	(1.08)	(1.62)	(1.06)	(1.62)	(1.14)
Debt Service Coverage Ratio (No of times)	0.69	0.66	(0.30)	0.56	1.29	(1.78)
Interest Service Coverage Ratio (No of times)	0.69	0.66	(0.30)	0.56	1.29	(1.78)
Outstanding Redeemable Preference Shares (Rs. Million)	2,810	2,810	2,810	2,810	2,810	2,810
Capital Redemption Reserve (Rs. Million)	2,810	2,810	2,810	2,810	2,810	2,810
Debenture Redemption Reserve	-	-	-	-	-	-
Net Worth	(7,138.37)	(6,945.11)	(4,594.66)	(7,138.37)	(4,594.66)	(6,594.68)
Net Profit after Tax (Rs. Million)	(185.88)	(193.55)	(449.56)	(536.11)	(320.20)	(2,320.44)
Earnings Per Share	(5.87)	(3.32)	(4.50)	(9.19)	(5.49)	(39.63)
Current Ratio	0.36	0.35	0.43	0.36	0.43	0.36
Bad Debts to Account Receivable ratio	-	-	-	-	-	-
Current Liability Ratio	1.00	1.00	1.00	1.00	1.00	1.00
Total Debts to Total Assets Ratio	1.34	1.32	1.03	1.34	1.03	1.22
Debts Turnover Ratio	0.06	0.06	0.02	0.18	0.3	0.36
Inventory Turnover in Times	0.01	0.01	0.06	0.02	0.12	0.16
Operating Margin in %	0.06	0.03	(2.46)	(0.06)	0.20	(1.53)
Net Profit Margin in %	(0.92)	(0.93)	(4.67)	(0.87)	(0.23)	(1.49)